



District Report Card: 2017


State: Tamil Nadu	District: Tirunelveli
Class: 5	Subject: Language
Schools: 61	Students: 1164


Participation/Coverage


Students

GENDER 	Boys		Girls	
	Number	%	Number	%
	603	51.80	561	48.20

AREA 	Rural		Urban	
	Number	%	Number	%
	660	56.70	504	43.30

CATEGORY 	SC		ST		OBC		GEN	
	Number	%	Number	%	Number	%	Number	%
	209	17.96	12	1.03	901	77.41	42	3.61

CWSN 	LD	VI	HI	S&LD	ID	Oth
	7	1	0	0	2	24

Management 	Government		Government-aided	
	Number	%	Number	%
	331	28.44	833	71.56

Average Performance of Students in Language (%)

Overall	Gender		Area		Management		Social Group			
	Male	Female	Rural	Urban	Govt.	Aided	SC	ST	OBC	GEN
61.44	59.90	63.09	64.62	57.28	61.61	61.37	62.97	57.22	61.38	56.35

Performance on Learning Outcomes (LOs)

Learning Outcomes	Description	Average Performance(%)
L504	Reads and comprehends independently storybooks, news items/ headlines, advertisements etc.	61.70
L508	Reads text with comprehension, locates details and sequence of events	61.31

Range of Performance of Students who Answered Correctly							
Below 30%		30% - 50%		50% - 75%		Above 75%	
Number	%	Number	%	Number	%	Number	%
119	10.22	251	21.56	445	38.23	349	29.98

Lowest Performing Learning Outcomes (LOs)

- 1 - Reads text with comprehension, locates details and sequence of events (61.31)
- 2 - Reads and comprehends independently storybooks, news items/ headlines, advertisements etc. (61.70)